



**SIZE**

59,796 square feet

**DEMOGRAPHICS**

	1 mile	3 mile	5 mile
<b>Population</b>	15,350	97,460	193,172
<b>Households</b>	6,248	35,541	66,362
<b>Median HH Income (\$)</b>	95,466	92,772	79,435

**MAJOR TENANT(S)**

- Sprouts Farmers Market
- Chipotle Mexican Grill
- Club Pilates
- Jersey Mike's Subs

**LEASING CONTACT**

Josh O'Toole  
 Mobile (801) 698-8080  
 jotoole@phillipsedison.com

**MORE INFO**

www.phillipsedison.com



**LOCATION**

2800-2860 Del Paso Road | Sacramento, CA 95834

**PROPERTY HIGHLIGHTS**

- Anchored by Sprouts Farmers Market
- Additional national tenants include Club Pilates, Handels, Sutterhealth, AT&T, Chipotle and State Farm Insurance
- Located at the intersection of Del Paso Road and East Commerce Way, near Highway 5 in Sacramento with over 31,000 VPD
- Population exceeds 97,400 in a three-mile radius








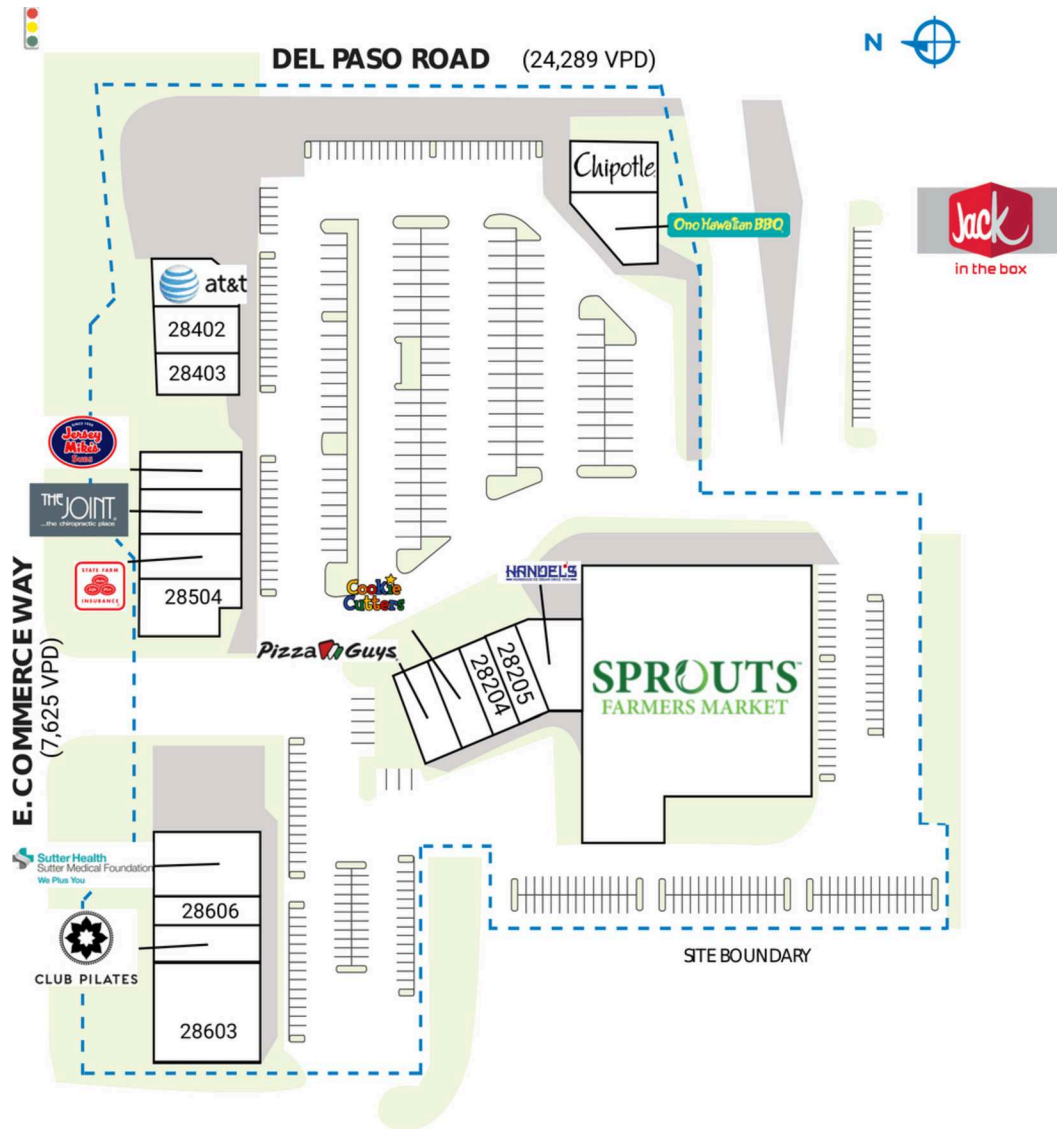
# DEL PASO MARKETPLACE

2800-2860 Del Paso Road | Sacramento, CA 95834

SPACE	TENANT	SQ. FT.
SHAD1	Del Paso Ventures	
28001	Chipotle Mexican Grill	2,049 SF
28002	Ono Hawaiian BBQ	2,334 SF
28101	Sprouts Farmers Market	29,296 SF
28201	Pizza Guys	1,200 SF
28202	Cookie Cutters Haircuts for Kids	1,200 SF
28204	Pera Salon and Barbershop	1,053 SF
28205	Lazi Cow	1,325 SF
28206	Handel's Ice Cream	1,665 SF
28401	AT&T	1,875 SF
28402	Nurmahal Jewelers	1,530 SF
28403	Golden Salon and Spa	2,044 SF
28501	Jersey Mike's Subs	1,327 SF
28502	The Joint	1,024 SF
28503	State Farm Insurance	841 SF
28504	Natomas Eye	2,500 SF
28601	Sutter Medical Foundation	2,000 SF
28602	Club Pilates	1,590 SF
28603	Lush Dental	3,653 SF
28606	Payless Pharmacy	1,290 SF
<b>TOTAL SQ. FT.</b>		<b>59,796</b>

SITE LEGEND	
	Available
	Leased (not occupied)
	Site Boundary
	Occupied
	Owned by Others



DISCLAIMER - This site plan is for general information purposes only and is not intended to constitute representations and warranties by Landlord as to the ownership of the real property depicted herein or the identity or nature of any occupants thereof.



# DEL PASO MARKETPLACE

2800-2860 Del Paso Road | Sacramento, CA 95834





# DEL PASO MARKETPLACE

2800-2860 Del Paso Road | Sacramento, CA 95834





# Demographic Summary Report

1990 - 2000 Census, 2022 Estimates & 2027 Projections

Calculated using TAS Retrieval Retrieval

Mar 20, 2023



Del Paso Marketplace Sacramento, CA		1.00 Mile Radius	3.00 Mile Radius	5.00 Mile Radius
Population	Q2 2022 Estimated Population	15,350	97,460	193,172
	2027 Projected Population	17,696	107,841	206,762
	2010 Census Population	10,653	76,120	163,561
	2000 Census Population	408	21,726	102,148
	1990 Census Population	232	17,937	86,897
	Historical Annual Growth 1990 to 2000	5.80%	1.94%	1.63%
	Historical Annual Growth 2000 to 2010	38.58%	13.36%	4.82%
	Estimated Annual Growth 2010 to 2022	2.91%	1.96%	1.31%
	Projected Annual Growth 2022 to 2027	2.88%	2.04%	1.37%
	Median Age	36.1	36.0	35.4
Households	Q2 2022 Estimated Households	6,248	35,541	66,362
	2027 Projected Households	7,212	39,359	71,247
	2010 Census Households	4,324	27,723	55,819
	2000 Census Households	195	8,557	34,470
	1990 Census Households	117	7,418	31,691
	Historical Annual Growth 1990 to 2000	5.19%	1.44%	0.84%
	Historical Annual Growth 2000 to 2010	36.35%	12.47%	4.94%
	Estimated Annual Growth 2010 to 2022	2.93%	1.97%	1.37%
	Projected Annual Growth 2022 to 2027	2.91%	2.06%	1.43%
	Population per Household	2.46	2.74	2.90
Population by Race	White	30.9%	30.3%	31.0%
	Black or African American	13.9%	14.3%	13.2%
	Asian & Pacific Islander	29.2%	24.1%	17.9%
	Other Races	7.0%	7.2%	7.6%
	Hispanic Population	19.1%	24.0%	30.3%
Income	Average Household Income	\$111,246	\$112,210	\$98,554
	Median Household Income	\$95,466	\$92,772	\$79,435
	Per Capita Income	\$45,281	\$40,923	\$33,981
Education (Age 25+)	Elementary	3.5%	5.0%	7.5%
	Some High School	1.6%	4.0%	6.5%
	High School Graduate	15.9%	18.2%	23.5%
	Some College	18.4%	22.3%	23.5%
	Associates Degree Only	11.0%	8.5%	8.7%
	Bachelors Degree Only	32.4%	27.1%	20.2%
	Graduate Degree	17.2%	14.8%	10.2%
Business	Number of Businesses	321	1,442	3,491
	Total Number of Employees	5,171	29,635	73,997
	Employees per Business	16.10	20.55	21.20
	Residential Population per Business	47.79	67.57	55.33

This report was produced using data from private and government sources deemed to be reliable and is herein provided without representation or warranty.