



SIZE

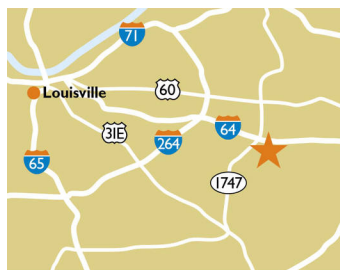
234,291 square feet

DEMOGRAPHICS

1 mile	3 mile	5 mile
<b>Population</b>		
11,042	87,750	212,045
<b>Households</b>		
4,991	38,487	93,423
<b>Median HH Income (\$)</b>		
72,060	78,443	77,351

MAJOR TENANT(S)

Staples  
Michaels



LOCATION

1915-1987 S. Hurstbourne Parkway | Louisville, KY 40220

PROPERTY HIGHLIGHTS

- Anchored by Michaels, Staples and Petco
- Other national tenants include GameStop and Sally Beauty
- Located off of S. Hurstbourne Parkway (68,200 AADT)
- Population exceeds 87,700 within a three-mile radius

LEASING CONTACT

Andy Schneider  
Mobile (513) 417-4369  
aschneider@phillipsedison.com



MORE INFO

www.phillipsedison.com






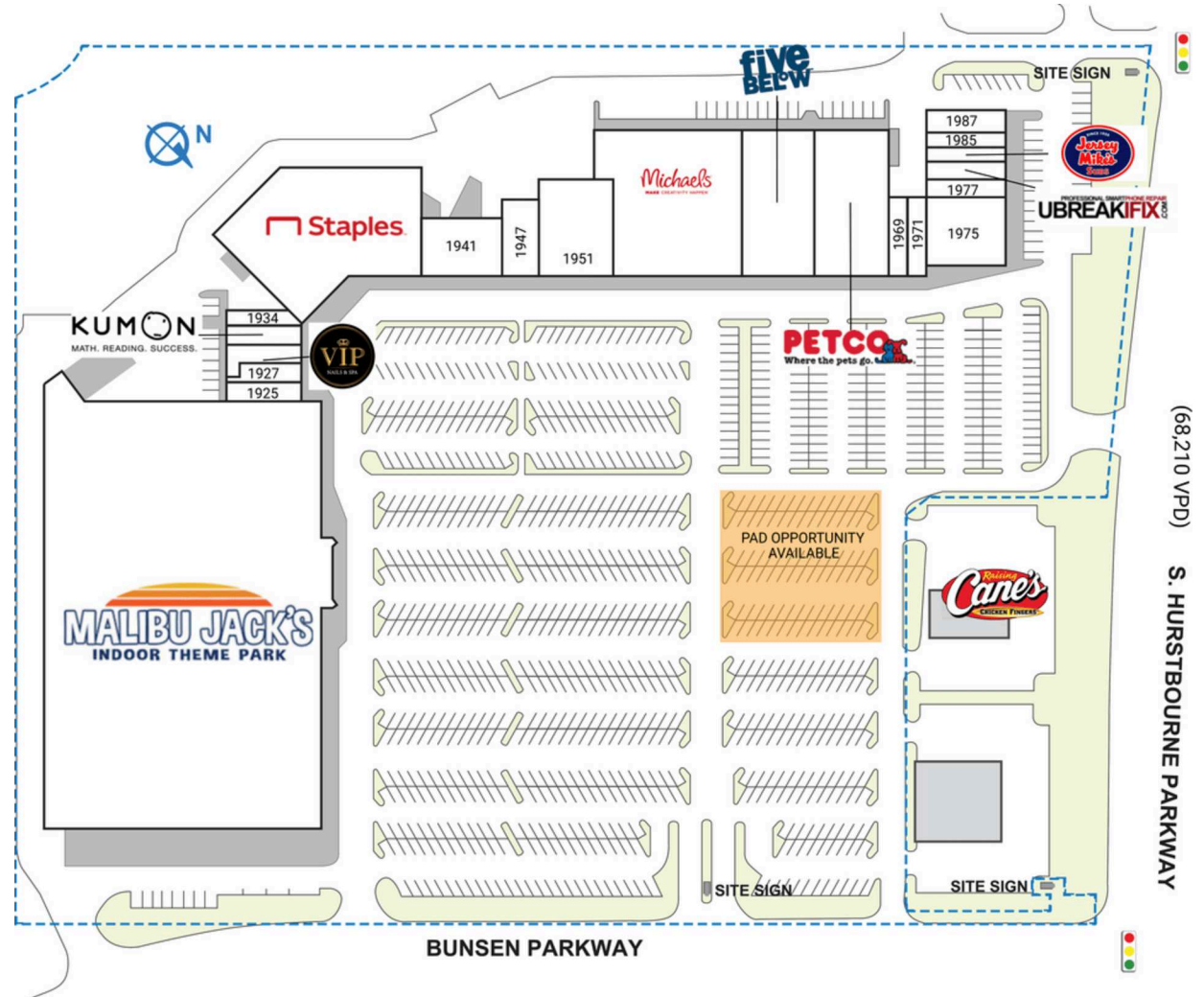
# TOWN FAIR CENTER

1915-1987 S. Hurstbourne Parkway | Louisville, KY 40220

SPACE	TENANT	SQ. FT.
1915	Malibu Jack's	128,020 SF
1925	Town Fair Liquor	1,600 SF
1927	ASL Salon	1,750 SF
1931	VIP Nails and Spa	1,400 SF
1933	Kumon Learning Center	1,651 SF
1934	Cell Phone Wholesalers	750 SF
1935	Staples	23,578 SF
1941	Horizon International Grocery	6,152 SF
1947	Eggholic	2,200 SF
1951	KPOT - Korean BBQ and Hot Pot	8,500 SF
1955	Michaels	19,500 SF
1959	Five Below	11,250 SF
1963	Petco	12,000 SF
1969	Popular Smoke	1,540 SF
1971	Brow Artistry	1,600 SF
1975	Pier 17	5,000 SF
1977	Gigi's Cupcakes	1,400 SF
1979	uBreakiFix	1,600 SF
1983	Jersey Mike's Subs	1,400 SF
1985	Jeff's Donuts	1,400 SF
1987	Shreeji Fast Food	2,000 SF
<b>TOTAL SQ. FT.</b>		<b>234,291</b>

SITE LEGEND	
	Available
	Occupied
	Leased (not occupied)
	Owned by Others
	Site Boundary



DISCLAIMER - This site plan is for general information purposes only and is not intended to constitute representations and warranties by Landlord as to the ownership of the real property depicted herein or the identity or nature of any occupants thereof.



# TOWN FAIR CENTER

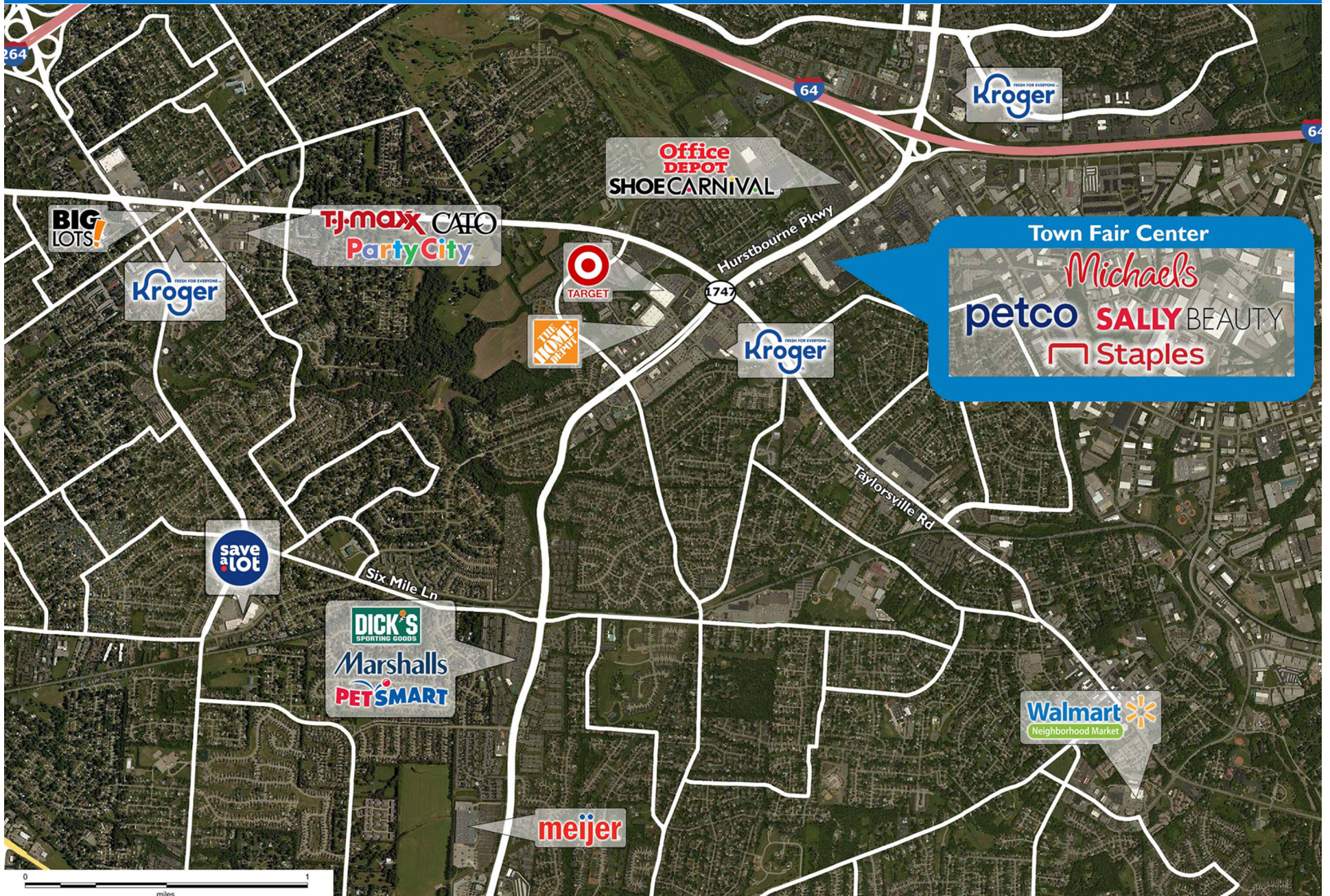
1915-1987 S. Hurstbourne Parkway | Louisville, KY 40220





# TOWN FAIR CENTER

1915-1987 S. Hurstbourne Parkway | Louisville, KY 40220





# Demographic Summary Report

1990 - 2000 Census, 2023 Estimates & 2028 Projections  
 Calculated using TAS Retrieval Retrieval  
 Apr 17, 2024



Latitude: 38.215995 Longitude: -85.583171

Town Fair Center Louisville, KY		1.00 Mile Radius	3.00 Mile Radius	5.00 Mile Radius
Population	Q4 2023 Estimated Population	11,042	87,750	215,586
	2028 Projected Population	11,363	91,251	223,139
	2010 Census Population	10,271	83,108	198,509
	2000 Census Population	9,771	78,441	182,448
	1990 Census Population	9,245	69,315	165,528
	Historical Annual Growth 1990 to 2000	0.55%	1.24%	0.98%
	Historical Annual Growth 2000 to 2010	0.50%	0.58%	0.85%
	Estimated Annual Growth 2010 to 2023	0.53%	0.40%	0.60%
	Projected Annual Growth 2023 to 2028	0.57%	0.79%	0.69%
	Median Age	39.0	41.3	40.1
Households	Q4 2023 Estimated Households	4,991	38,487	93,423
	2028 Projected Households	5,129	40,004	96,576
	2010 Census Households	4,572	36,355	86,052
	2000 Census Households	4,233	33,269	77,872
	1990 Census Households	3,728	27,900	68,210
	Historical Annual Growth 1990 to 2000	1.28%	1.78%	1.33%
	Historical Annual Growth 2000 to 2010	0.77%	0.89%	1.00%
	Estimated Annual Growth 2010 to 2023	0.64%	0.42%	0.60%
	Projected Annual Growth 2023 to 2028	0.55%	0.78%	0.67%
	Population per Household	2.19	2.26	2.28
Population by Race	White	65.3%	73.7%	72.7%
	Black or African American	13.5%	11.7%	13.2%
	Asian & Pacific Islander	9.1%	5.4%	4.4%
	Other Races	5.4%	4.2%	4.2%
	Hispanic Population	6.6%	5.1%	5.5%
Income	Average Household Income	\$88,669	\$98,187	\$99,910
	Median Household Income	\$72,060	\$78,443	\$77,351
	Per Capita Income	\$40,319	\$43,374	\$43,634
Education (Age 25+)	Elementary	1.6%	1.4%	1.6%
	Some High School	3.0%	2.7%	3.0%
	High School Graduate	22.0%	20.0%	20.2%
	Some College	18.8%	21.6%	21.2%
	Associates Degree Only	9.5%	9.1%	8.5%
	Bachelors Degree Only	28.7%	26.7%	27.0%
	Graduate Degree	16.3%	18.5%	18.4%
Business	Number of Businesses	588	4,177	9,419
	Total Number of Employees	6,322	48,313	105,293
	Employees per Business	10.75	11.57	11.18
	Residential Population per Business	18.78	21.01	22.89

This report was produced using data from private and government sources deemed to be reliable and is herein provided without representation or warranty.